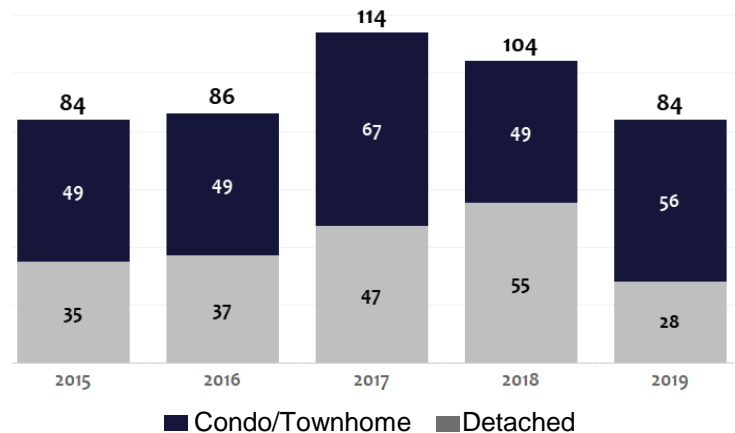


-19% HOME SALES

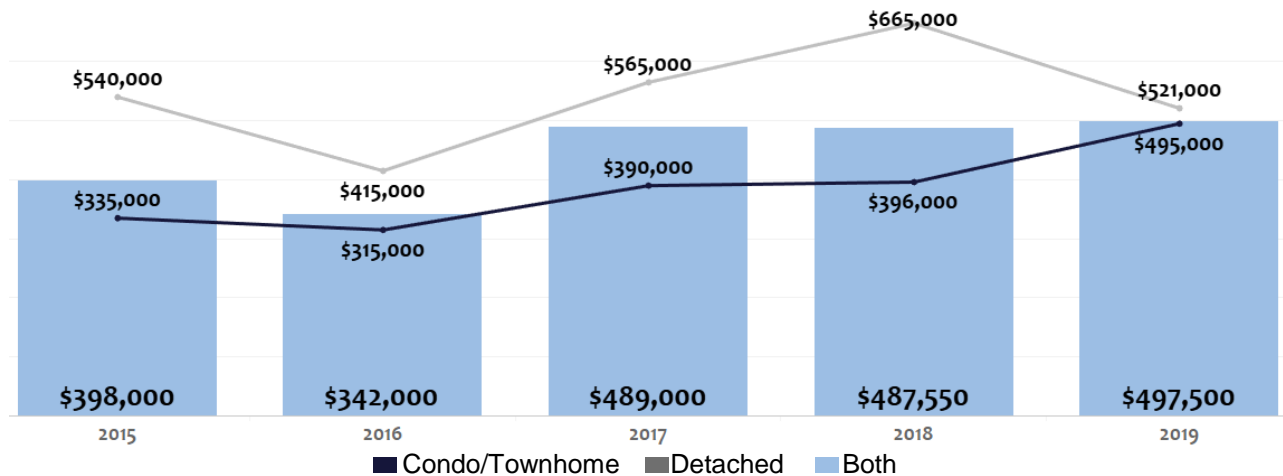
In August, 84 homes sold in Routt County, a decrease of 5% from last month, and a year-over-year decrease of 19%. Year to date, home sales are down 6%.

Of the homes sold in August, 28 were single-family detached, while 56 were condos/townhomes. Sales of detached homes was down 49% year over year, while sales of condos/townhomes was up 14% compared to August 2018.



+2% MEDIAN PRICES

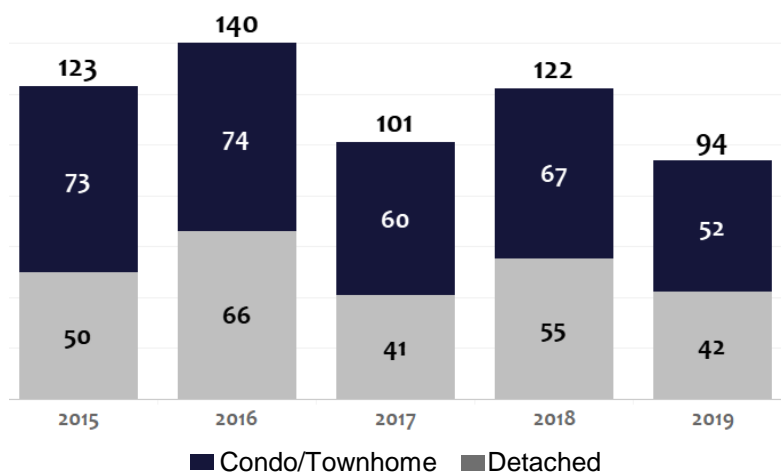
The median price of a single-family home (attached + detached) climbed 2%, as compared to last year to \$4497,500 in August. As compared to last month, median prices decreased 17%. Year over year, the price of detached homes decreased 22% and prices of condos/townhomes increased 25%. In August, the average sold price of a Routt County home was \$702,774, 4% lower than last year.



-23% NEW LISTINGS

In August, 94 new listings of homes for sale hit the Routt County market, 23% less than August 2018, and 39% less than last month.

At the end of August, there were 449 active listings of homes for sale, 1% more than last year, but 8% less than last month. At this time, there is 5 months of inventory in Routt County, 1 month less than last month and unchanged from this time last year.



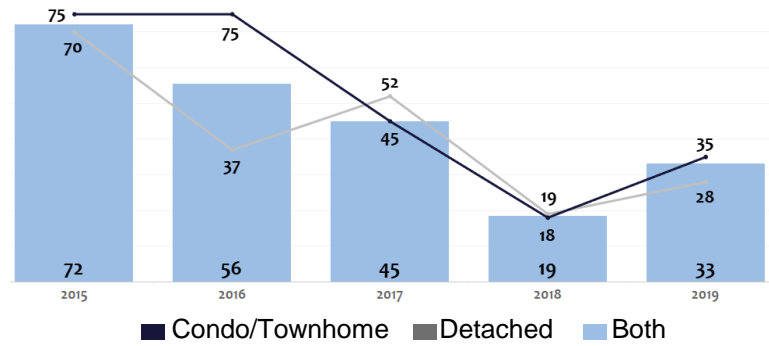


+14
Days

MEDIAN DAYS ON MARKET

In August, the majority of homes on the market sold in 33 days or less, 14 days more than last year at this time and 12 days more than last month. Homes priced from \$500-600,000 sold the quickest, in a median of just 15 days.

On average, homes spent 93 days on the market in August, 20 days longer than last year at this time.

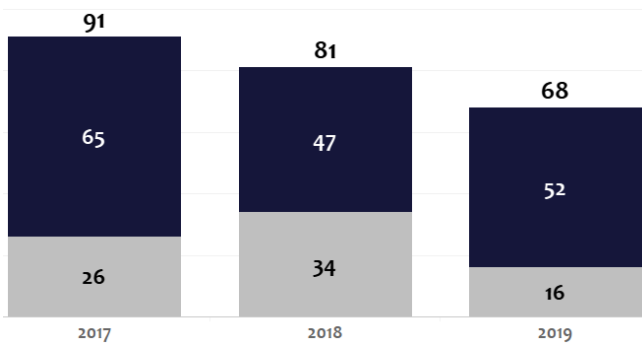


449 Active Listings	\$702,774 Average Sold Price	84 Listings Sold	33 Median Days on Market
94 New Listings	\$497,500 Median Sold Price	110 Listings Under Contract	5 Months of Inventory

STEAMBOAT SPRINGS HOUSING MARKET

In August, 68 homes sold in Steamboat Springs, 52 condos/townhomes and 16 single-family detached. The median sold price for these homes was \$545,500. As compared to August 2018, homes took more time to sell, in a median of 35 days. Throughout the month, 80 new listings were brought to the market, bringing the total number of active listings to 347 in Steamboat Springs at month's end.

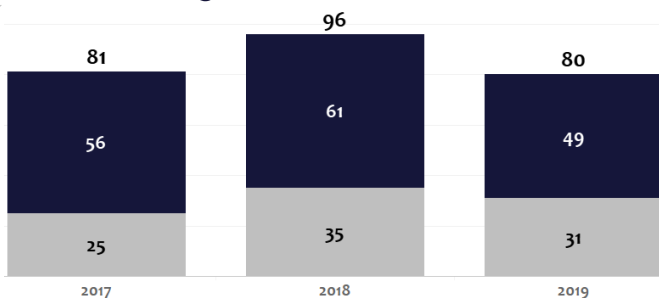
-16% Sales



-10% Median Sold Price

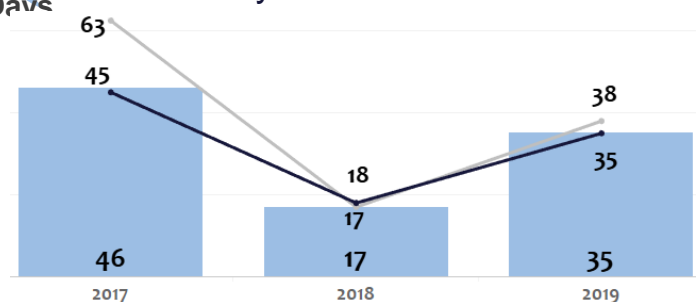


-17% New Listings



+18
Days

Median Days on Market



■ Condo/Townhome ■ Detached ■ Both