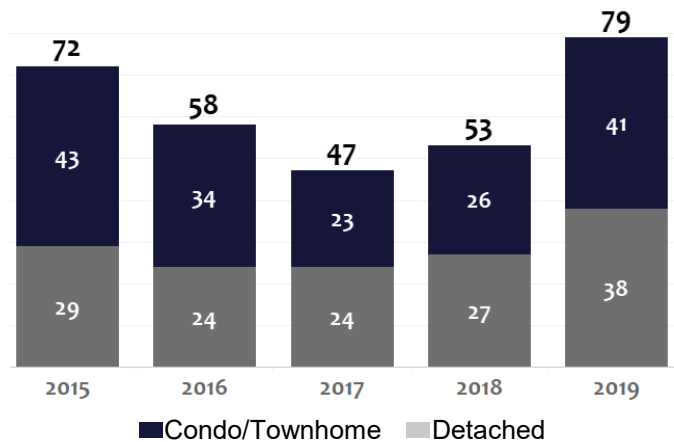


+49% HOME SALES

In December, 79 homes sold in Routt County, a decrease of 10% from last month, but a **year-over-year increase of 49%**. Year over year, sales of condos/townhomes was up 58% and sales of single-family detached homes was up 41%.

2019 Year End – A total 898 homes sold throughout 2019, up less than one percent compared to 2018.

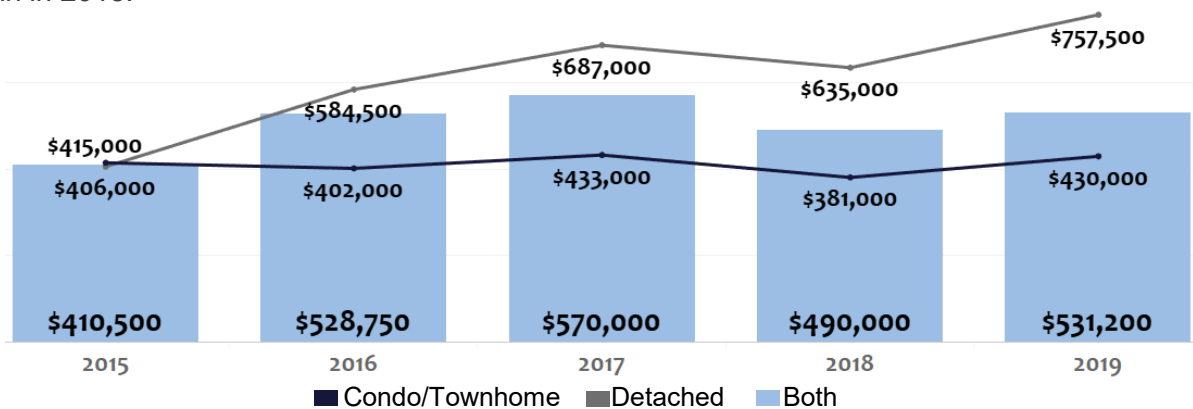


+8% MEDIAN PRICES

MEDIAN PRICES

In December, the median price of a single-family home was \$531,200, an **8% year-over-year increase**. Year over year, the price of detached homes was up 19%, while prices of condos and townhomes increased 13%. The median sold price was 6% lower than last month. The average sold price of a Routt County home was \$849,119 in December, 22% higher than last year.

2019 Year End – Data from all homes sold in 2019 shows the median price was 490,000, 6% higher than in 2018.

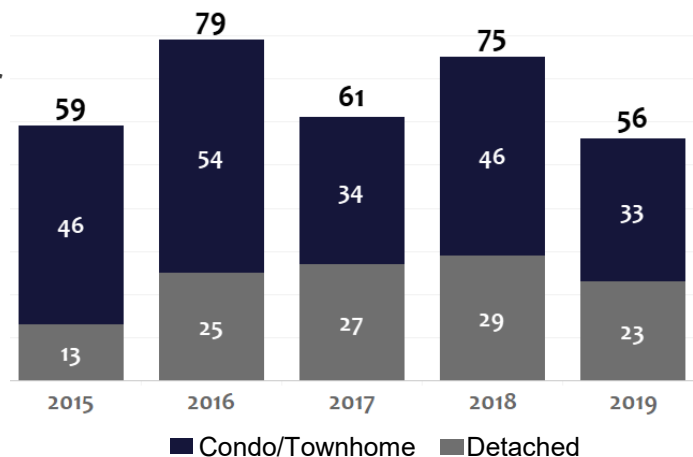


-25% NEW LISTINGS

In December, 56 new listings of homes for sale hit the Routt County market, **25% less than December 2018**, but 7% more than last month.

2019 Year End – During 2019, a total of 1,163 new listings came on the Routt County market, 6% less than in 2018.

At the end of December, there were 288 active listings of homes for sale, 28% less than last year and 7% less than last month. At this time, there are approximately 4 months of inventory in Routt County.



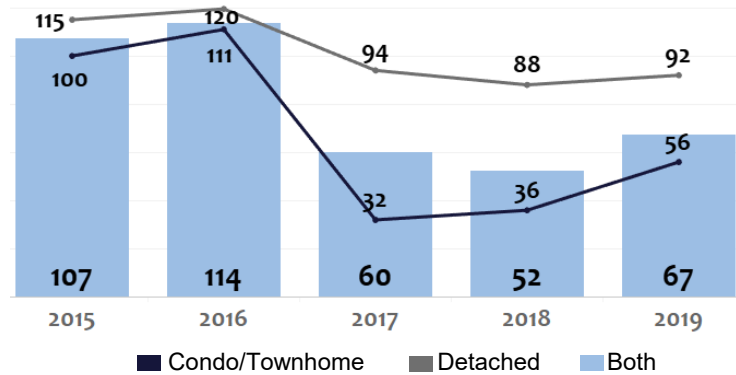


+15 Days

MEDIAN DAYS ON MARKET

In December, the median number of days homes spent on the market was 67 days, **15 more than last year** at this time, and 14 days less than last month.

2019 Year End – Throughout 2019, the median number of days homes were on the market in Routt County was 50, 17 days longer than in 2018.

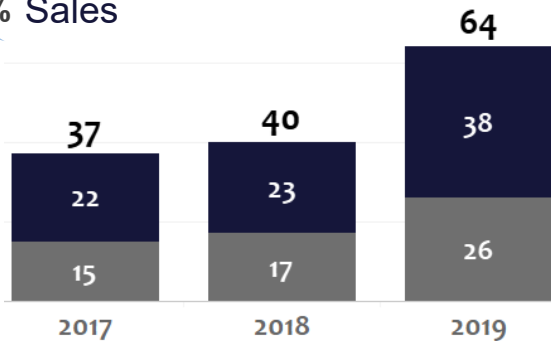


288 Active Listings	\$849,119 Average Sold Price	79 Listings Sold	67 Median Days on Market
56 New Listings	\$531,200 Median Sold Price	55 Listings Under Contract	4 Months of Inventory

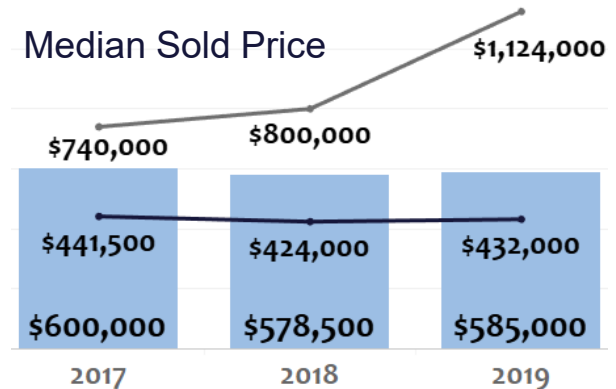
STEAMBOAT SPRINGS HOUSING MARKET

December was a very active month for the Steamboat Springs housing market. Throughout the month, 64 homes sold, 60% more than December of 2018. The median sold price for these homes was \$585,000. As compared to December 2018, homes took more time to sell, in a median of 74 days. Throughout the month, 43 new listings were brought to the market. The month ended with 215 active listings of homes for sale in Steamboat Springs.

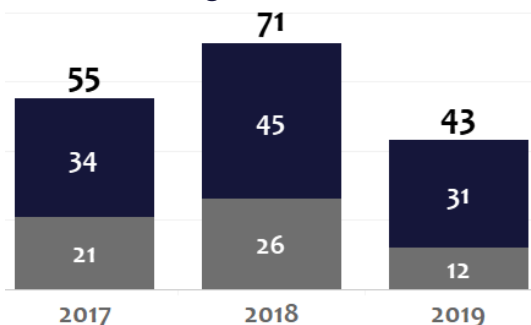
+60% Sales



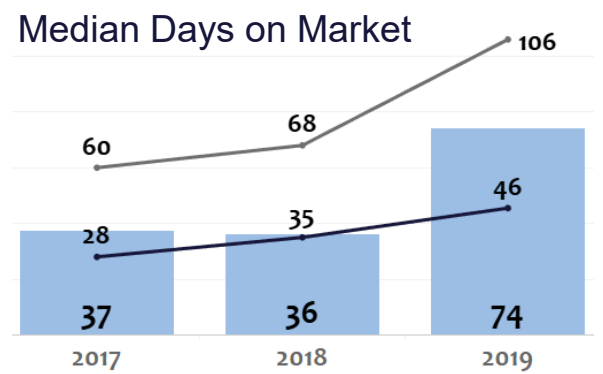
+1% Median Sold Price



-39% New Listings



+38 Days



■ Condo/Townhome ■ Detached ■ Both