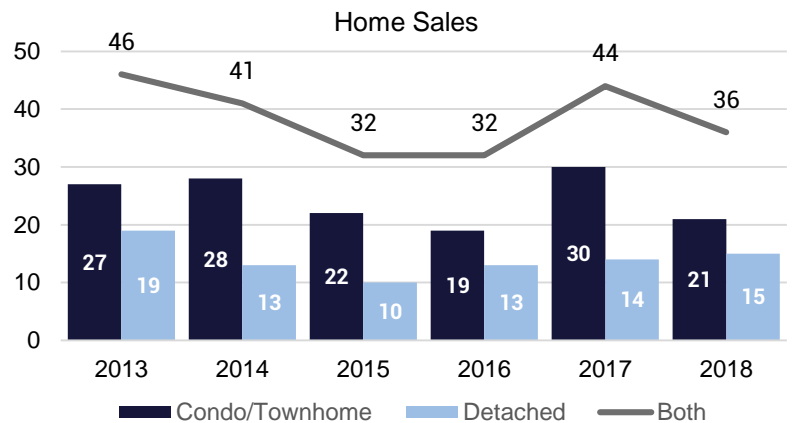


HOME SALES

18%

In February, 36 homes sold in Routt County, a year-over-year decrease of 18%, and a month-over-month decrease of 38%.

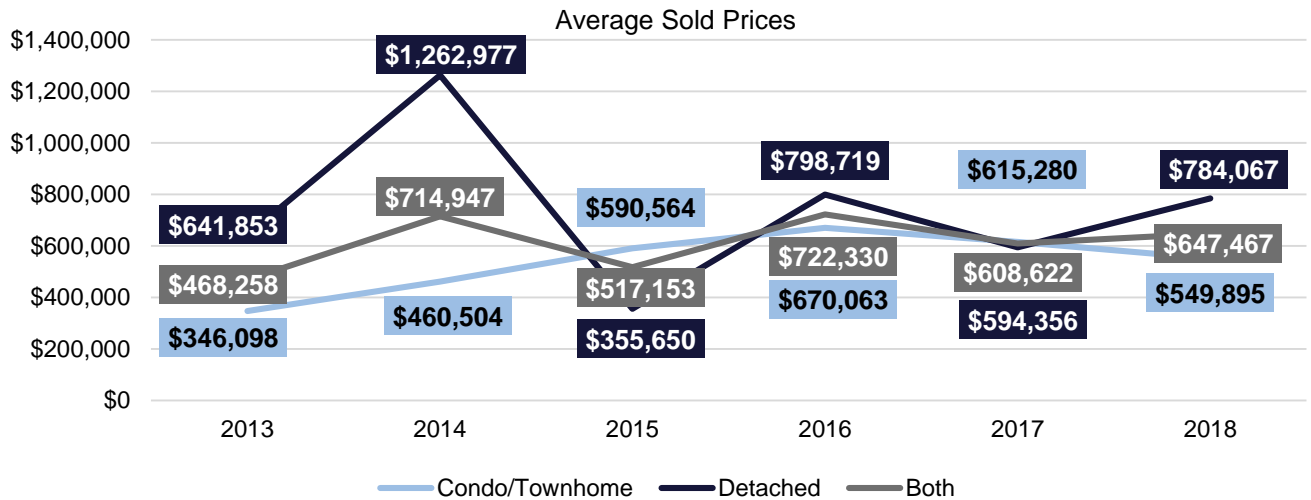
Year to date, sales are 7% lower than last year at this time.



6%

PRICES

The average price of a single family home (attached + detached) was \$647,467 in February, a year-over-year increase of 6% and 30% higher than last month. The median price of a single-family home was \$469,000 in February.

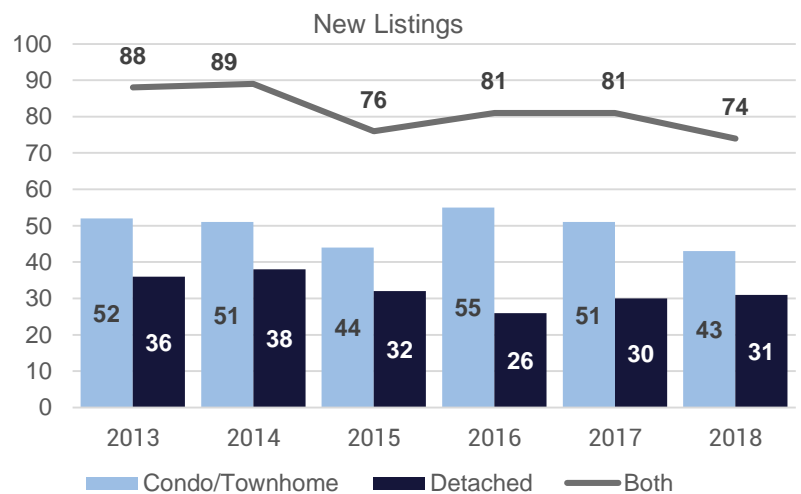


NEW LISTINGS

7%

In February, 74 new listings of homes for sale were brought to the market, a 9% decrease compared to February 2017, but 21% higher than last month.

At the end of February, there were 317 active listings of homes for sale. At this time, there is 9 months of inventory in Routt County.





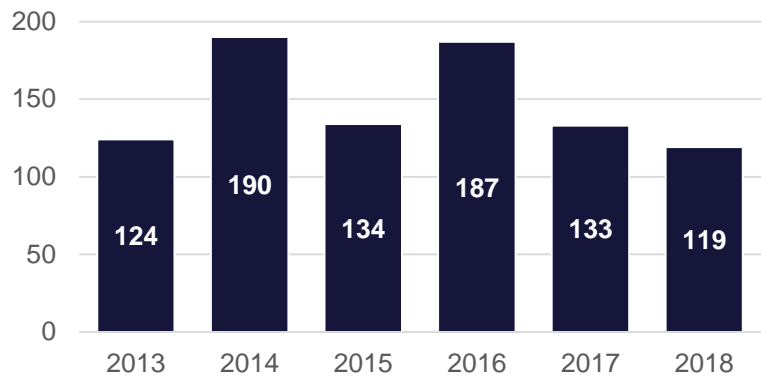
14
Days

DAYS ON MARKET

On average, homes spent 119 days on the market in February, 14 days less than February 2017, and 43 days more than last month.

Median Days on Market was 56 days in February, days more than in February 2017.

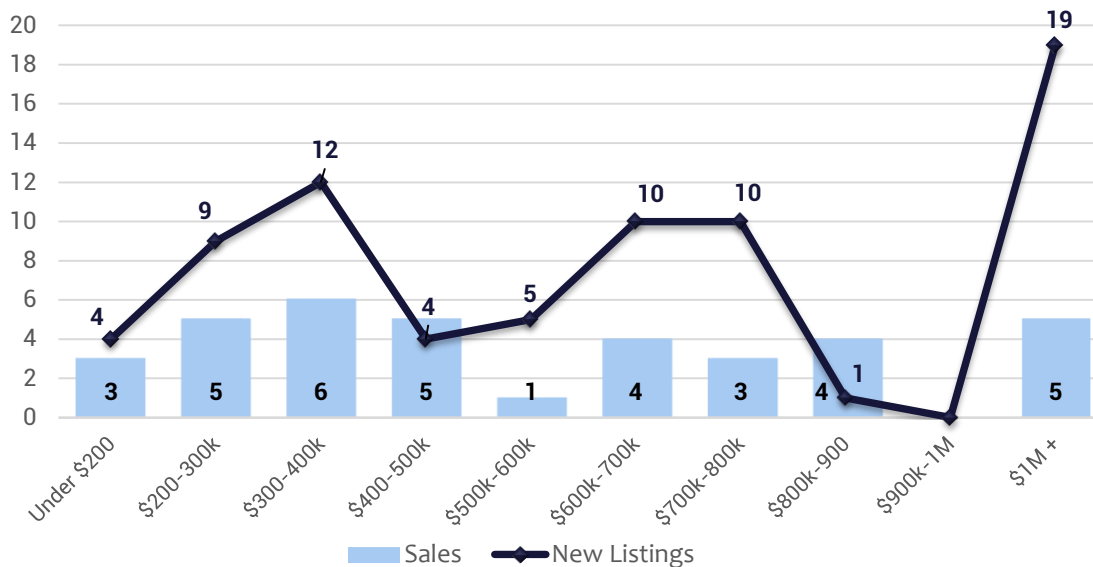
Average Days on Market



317 Active Listings	\$647,467 Average Sold Price	36 Listings Sold	119 Average Days on Market
74 New Listings	\$469,000 Median Sold Price	113 Listings Under Contract	9 Months of Inventory

ROUTT COUNTY HOUSING MARKET BY PRICE RANGE

The market saw steady activity in February, with a similar number of sales occurring across all price ranges. Homes sold quickest in the \$700-800k price range. The \$1M+ price range saw the most new listings of homes for sale come on the market, with 19 or 26% of all new listings.



Days on Market by Price Range	
Under \$200k	9
\$200-300k	111
\$300-400k	38
\$400-500k	58
\$500-600k	34
\$600-700k	326
\$700-800k	30
\$800-900k	253
\$1M+	150