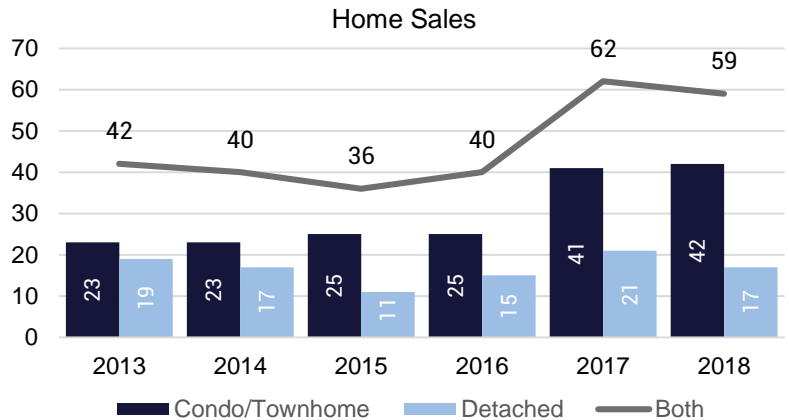


HOME SALES

5%

In January, 59 homes sold in Routt County, a year-over-year increase of 5%, and a month-over-month increase of 9%.

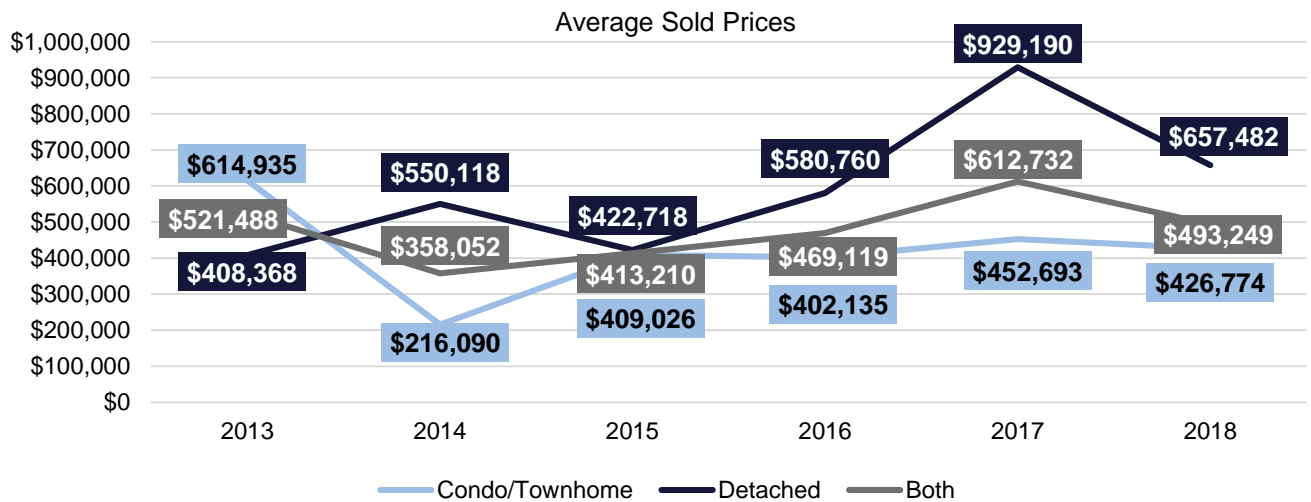
January was a very active, with 51 homes going under contract, a 6% increase as compared to January 2017 and 10.5% lower than last month.



20%

PRICES

The average price of a single family home (attached + detached) was \$493,249 in January, a year-over-year decrease of 20% and 26.5% lower than last month.

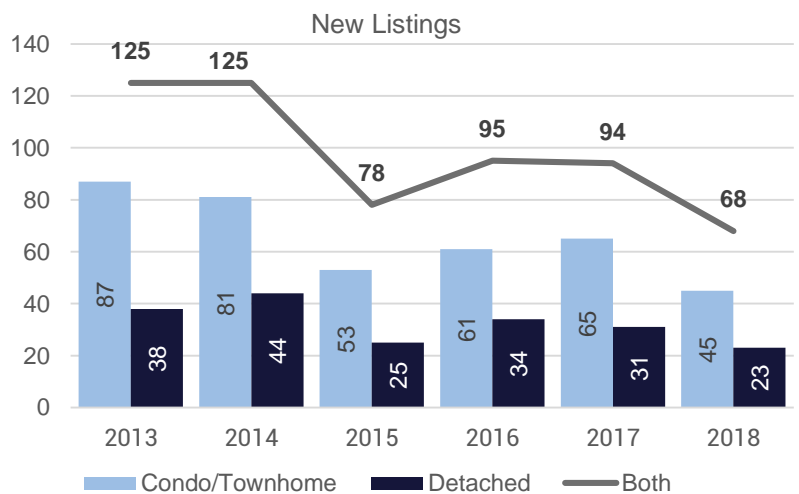


28%

NEW LISTINGS

In January, 68 new listings of homes for sale were brought to the market, a 28% decrease compared to January 2017 and 15% lower than last month.

At the end of January, there were 400 active listings of homes for sale. At this time, there is 7 months of inventory in Routt County.





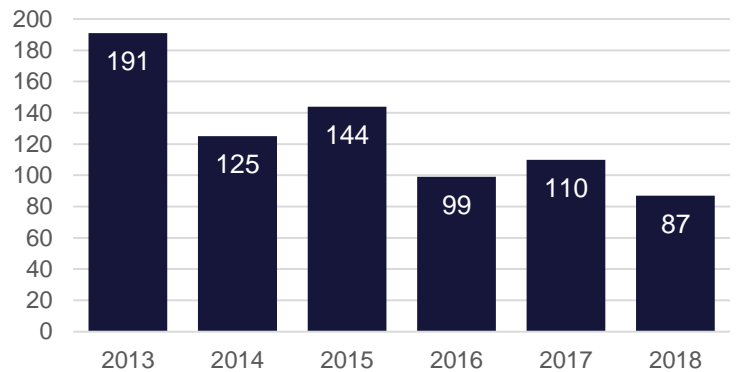
23
Days

DAYS ON MARKET

On average, homes spent 87 days on the market in January, 23 days less than January 2017, and 16 days less than last month.

Median Days on Market was 68 days in January, 25 days more than in January 2017.

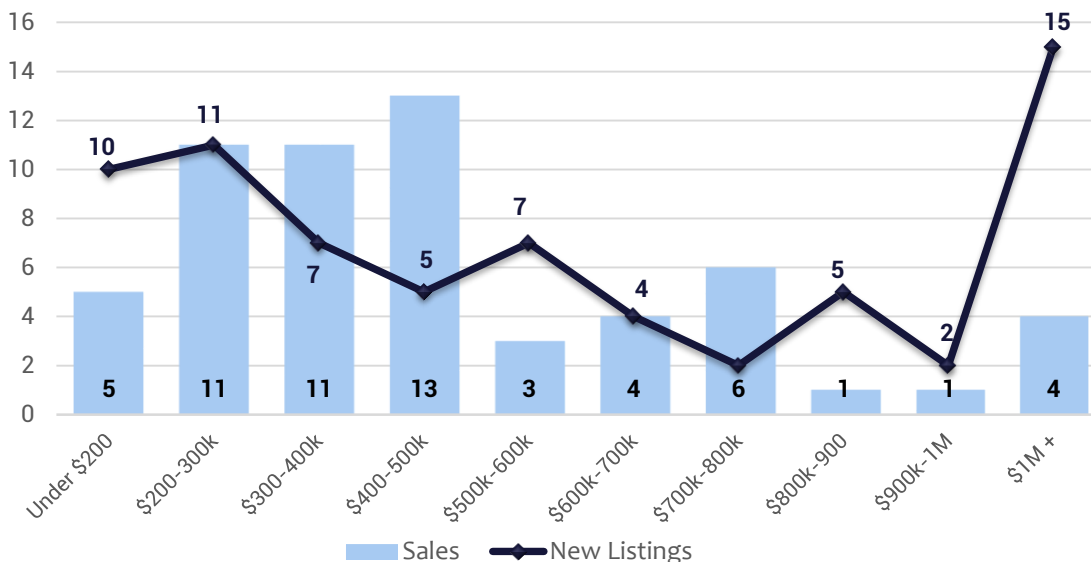
January Average Days On Market



400 Active Listings	\$493,249 Average Sold Price	59 Listings Sold	87 Average Days on Market
68 New Listings	\$420,000 Median Sold Price	51 Listings Under Contract	7 Months of Inventory

ROUTT COUNTY HOUSING MARKET BY PRICE RANGE

The market saw the most activity from homes priced in the \$200,000 to \$500,000, with 34% of new listings coming on the market and 41% of sales taking place in this range.



Days on Market by Price Range	
Under \$200k	197
\$200-300k	76
\$300-400k	61
\$400-500k	69
\$500-600k	38
\$600-700k	93
\$700-800k	80
\$800-900k	44
\$900k-1M	13
\$1-2M	173