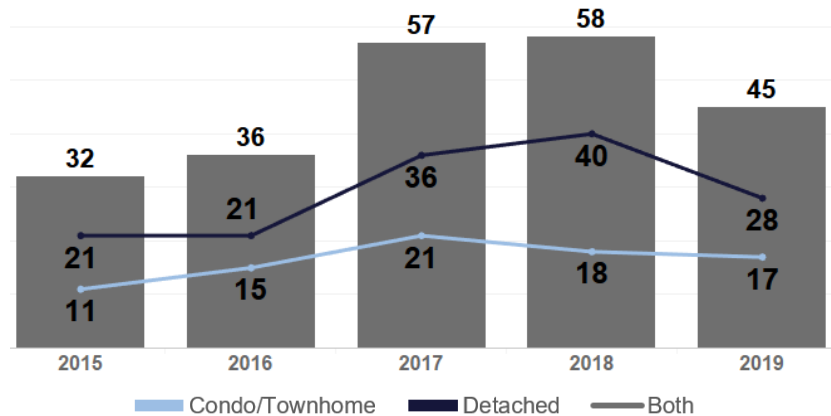


HOME SALES

-22%

In Routt County, 45 homes sold in January, a year-over-year decrease of 22% and a month-over-month decrease of 15%.

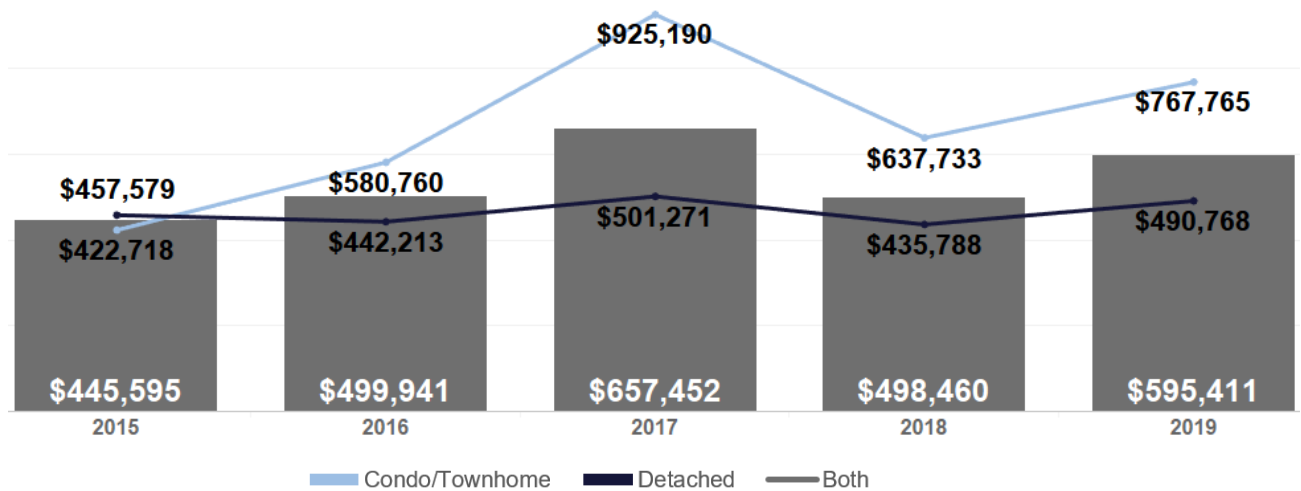
Of the homes sold in January, 17 were single family detached, while 28 were condos/townhomes. Sales of detached homes was down 6% year over year and sales of condos/townhomes was down 30%.



MEDIAN PRICES

+21%

The median price of a single-family home (attached + detached) was \$515,000 in January, a year-over-year increase of 21% and 5% higher than last month. Year over year, the price of detached homes increased 13% while prices of attached homes increased 2%.

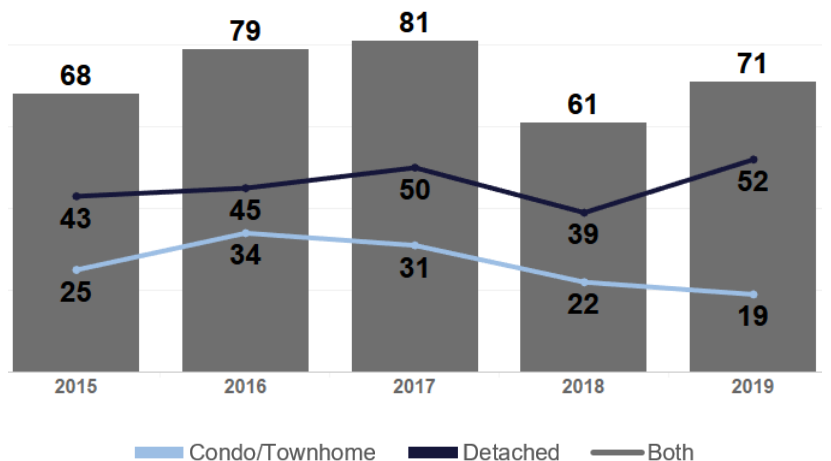


NEW LISTINGS

+16%

In January, 71 new listings of homes for sale hit the Routt County market, 16% more than January 2018, but 5% less than last month.

At the end of January, there were 392 active listings of homes for sale, 1% more than last month. At this time, there are 9 months of inventory in Routt County, three months more than last month.



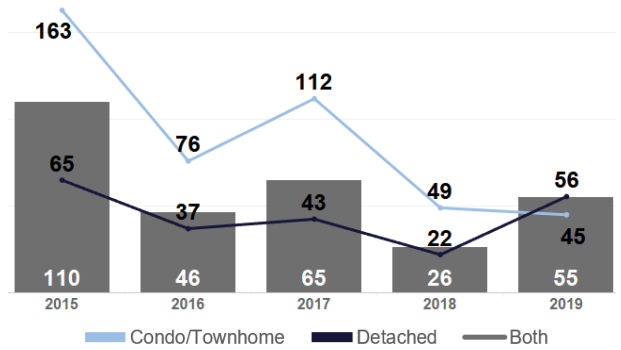


+29
Days

MEDIAN DAYS ON MARKET

The majority of homes in Routt County are selling in 2 months or less. In January, Routt County homes sold in a median of 55 days, 3 days more than last month and 29 days more than last year.

On average, homes spent 76 days on the market in January, unchanged from last year at this time.



392 Active Listings	\$595,411 Average Sold Price	45 Listings Sold	55 Median Days on Market
71 New Listings	\$515,000 Median Sold Price	60 Listings Under Contract	9 Months of Inventory

ROUTT COUNTY HOUSING MARKET BY PRICE RANGE

January ended with 392 active listings of homes for sale in Routt County. Of those, 155 or 40% fall in the \$1M and above price range. The \$1-2M range has the most active homes for sale at 81; 21 attached and 60 detached. Homes priced in the \$1-2M range sold in a median of 28 days in January.

The majority of January's sales, 28, took place in the price ranges under \$500,000; 20 of the sales were condos/townhomes, while 8 were single-family detached. The homes that sold in this range in January spent a median of 51 days on the market. Sales of homes priced at \$500,000 and below were down 44% as compared to last year at this time. At the end of January, there were 128 homes on the market in these ranges; 29 detached and 99 attached.

