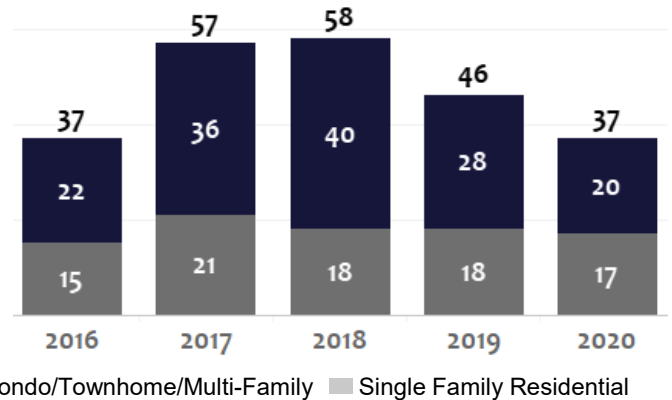


-20% HOME SALES

In January, 37 homes sold in Routt County, a seasonal month-over-month decrease of 54% and a **20% decrease year over year**.

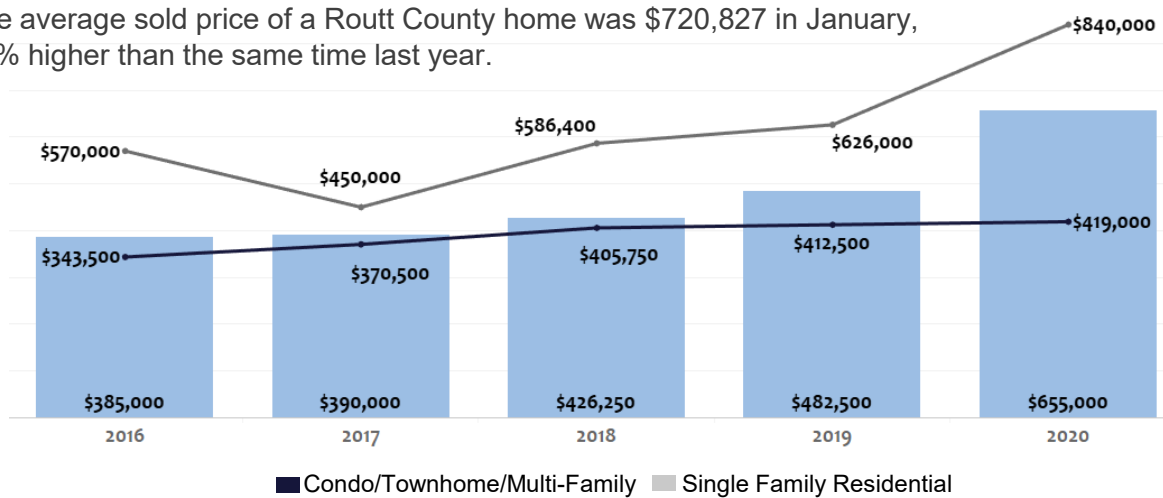
Year over year, sales of condos, townhomes, and multi-family homes was down 29% and sales of single-family residential homes was down 6%.



+36% MEDIAN PRICES

In January, the median price of a Routt County home was \$655,000. An increase of 23% month over month and a **36% year over year increase**. As compared to 2019, the price of single-family residential homes was up 34%, while prices of condos, townhomes, and multifamily homes increased 2%.

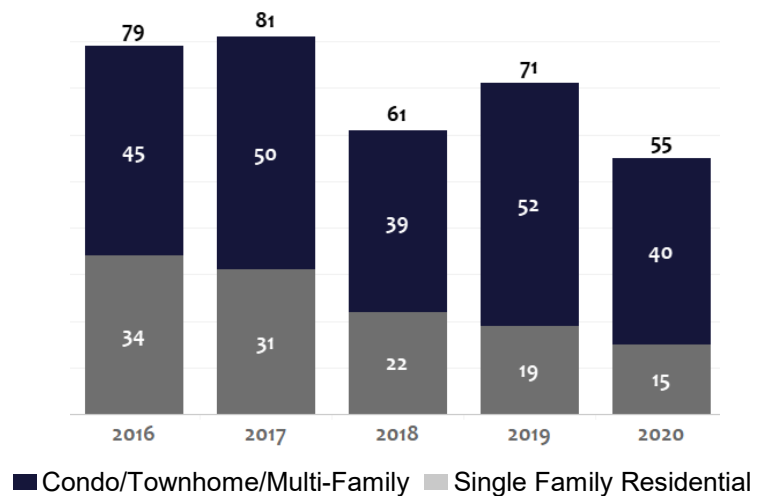
The average sold price of a Routt County home was \$720,827 in January, 23% higher than the same time last year.



-23% NEW LISTINGS

In January, 55 new listings of homes for sale hit the Routt County market, **23% less than January 2019**, and unchanged month-over-month.

At the end of January, there were 279 active listings of homes for sale, 29% less than last year and 3% less than last month. At this time, there are approximately 8 months of inventory in Routt County.

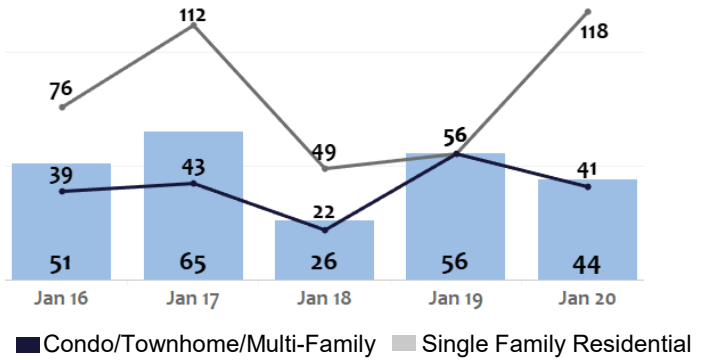


-12 Days

MEDIAN DAYS IN MLS

In January, the median number of days homes spent in the MLS was 44 days, **12 days less than last year** at this time, and 21 days less than last month.

On average, homes spent 112 days in the MLS, 28 days more than last year.

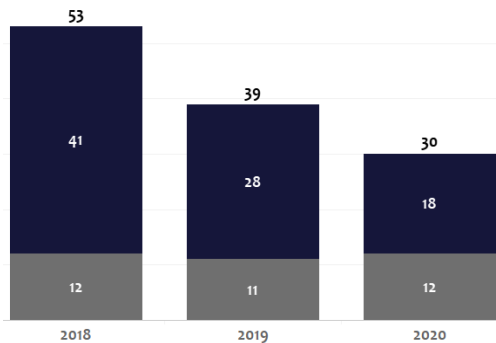


| | | | |
|-------------------------------|--|-------------------------------|---------------------------------|
| 279 Active Listings | \$720,827 Average Sold Price | 37 Listings Closed | 44 Median Days in MLS |
| 55 New Listings | \$655,000 Median Sold Price | 53 Pending Listings | 8 Months of Inventory |

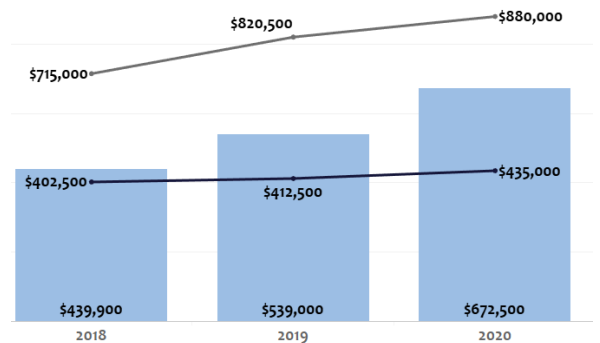
STEAMBOAT SPRINGS HOUSING MARKET

Throughout January, 30 homes sold in Steamboat Springs, 23% less than January of 2019. The median sold price for homes in Steamboat Springs was \$672,500. As compared to January 2019, homes took more time to sell, in a median of 70 days. 42 new listings were brought to the market, ending January with 206 active listings in Steamboat Springs.

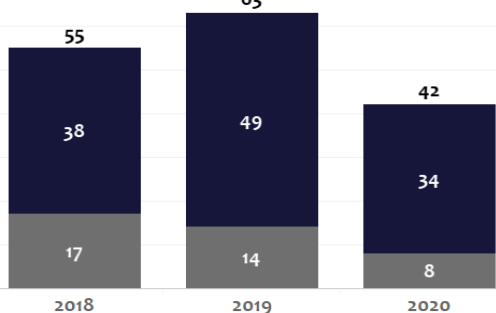
-23% Closed Listings



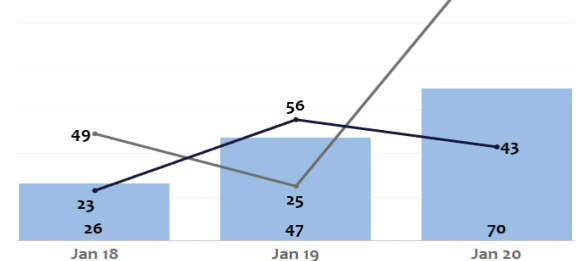
+25% Median Sold Price



-33% New Listings



+23 Days Median Days in MLS



■ Condo/Townhome/Multi-Family ■ Single Family Residential ■ Both