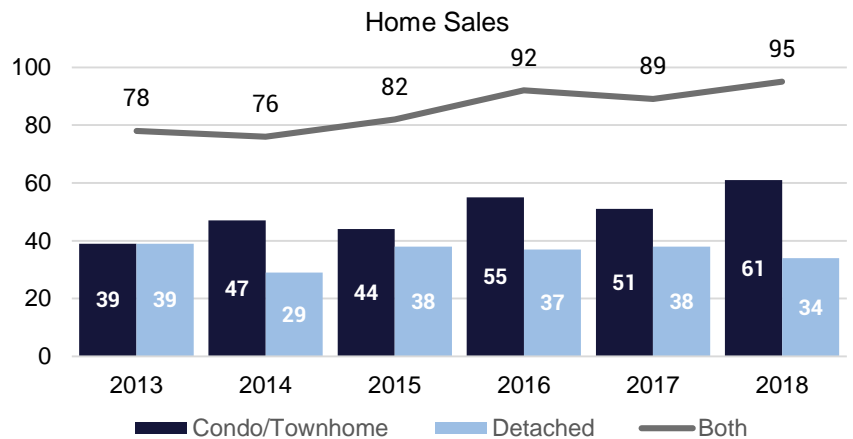




## HOME SALES

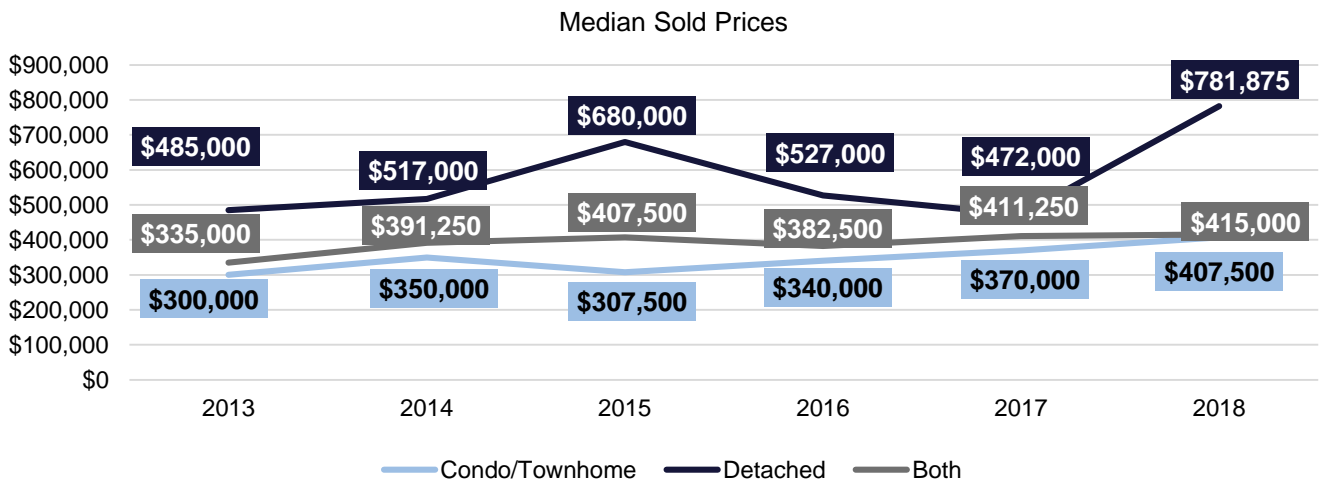
In Routt County, 95 homes sold in October, a year-over-year increase of 7% and a month-over-month decrease of 7%. Sales of attached homes increased 20% as compared to last year.

To date, 779 homes have sold in Routt County in 2018, 4% fewer than last year at this time.



## MEDIAN PRICES

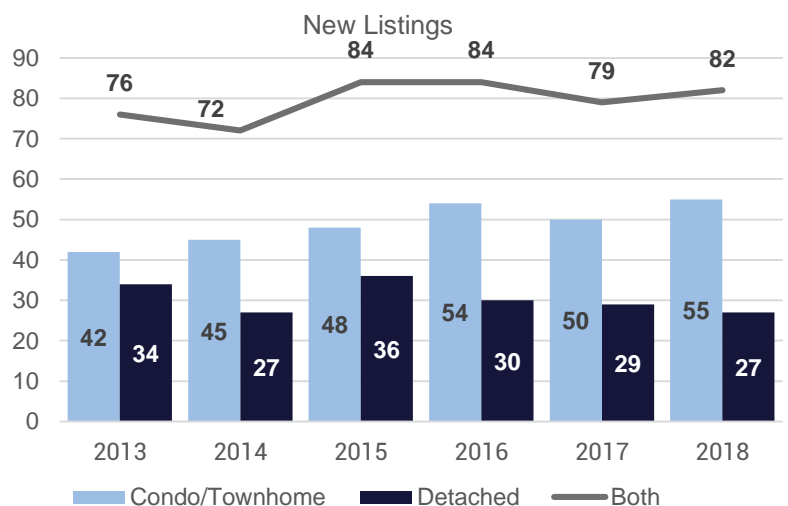
The median price of a single-family home (attached + detached) was \$415,000 in October, a year-over-year increase of 1%, but 7% lower than last month. Year over year, the median price of a detached home increased 67% and the median price of a condo/townhome increased 10%. The average price of a single-family home was \$746,625 in October.



## NEW LISTINGS

In October, 82 new listings of homes for sale hit the Routt County market, 4% more than October 2017 and 5% more than last month.

At the end of October, there were 414 active listings of homes for sale, 4% fewer than last month. At this time, there are 4 months of inventory in Routt County, one month less than last month.



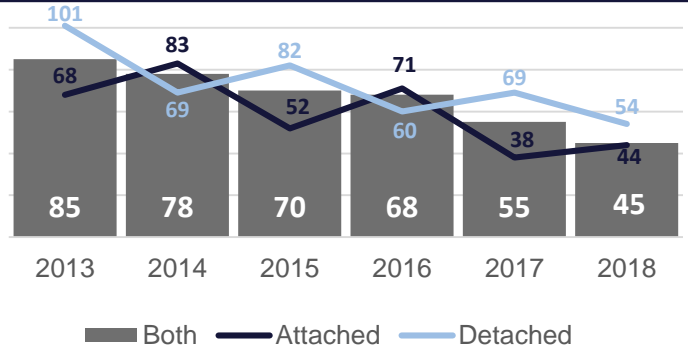


**-10  
Days**

### MEDIAN DAYS ON MARKET

The majority of homes in Routt County sold in 6 weeks or less. In October, Routt County homes sold in a median of 45 days, 22 days more than last month and 36 days less than last year.

On average, homes spent 76 days on the market in October, 10 days less than last year at this time.

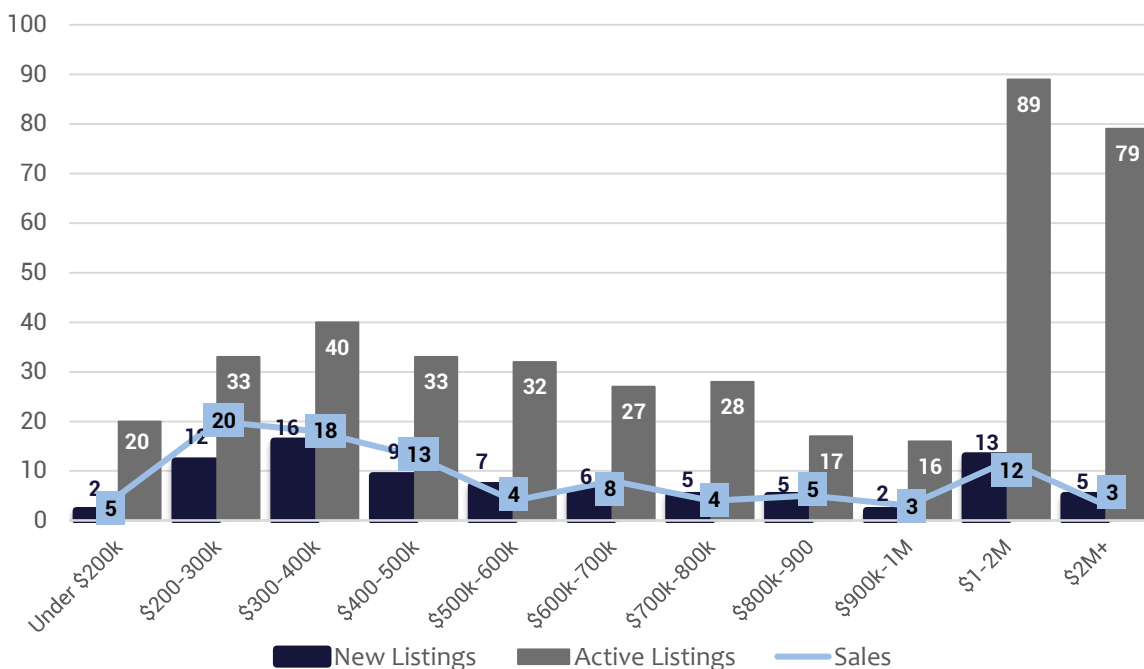


<b>414</b> Active Listings	<b>\$746,625</b> Average Sold Price	<b>95</b> Listings Sold	<b>45</b> Median Days on Market
<b>82</b> New Listings	<b>\$415,000</b> Median Sold Price	<b>72</b> Listings Under Contract	<b>4</b> Months of Inventory

### ROUTT COUNTY HOUSING MARKET BY PRICE RANGE

There are currently 414 active listings of homes for sale in Routt County. Of those, 168 or 41% are homes priced above \$1M. In the \$1M and above price range, 18 new listings of homes for sale were brought to the market in October; 9 condos/townhomes and 9 detached.

In October, the housing market saw steady activity among homes priced at \$500,000 or below. During the month, 39 new listings came on the market and 56 homes sold. Homes priced at \$500,000 and below were among the quickest to be scooped up, selling in a median of 37 days. Homes priced from \$700-800,000 sold quicker, in a median of 22 days.



Median Days on Market by Price Range	
Under \$200k	39
\$200-300k	30
\$300-400k	41
\$400-500k	76
\$500-600k	118
\$600-700k	90
\$700-800k	22
\$800-900k	145
\$900-1M	217
\$1-2M	51
\$2M+	59